

Quality Assurance Report – I
(Version: 1.1, 2018-19)

Name of the Faculty	:	NISHIKANTH B.M.
Designation	:	Associate Professor
Department	:	Mechanical Engg.

SL. No.	Contents	Max. Points	Course 1		Course 2			
			Name: Product lifecycle M		Name: MCO			
			Code: 15 ME 835		Code: 17 ME 43A			
			Points* awarded	Remarks	Points* awarded	Remarks		
1.	Course Syllabus with Overview, Objectives and Outcomes	5	05		05			
2.	Course Outcomes mapping with PO & PSO							
3.	Academic Record	5	05		05			
4.							Calendar of Events	
5.							Time Table	
6.							Lesson Plan	
7.							Attendance Record	
8.	CIE & Module Test marks							
8.	Notes / Handouts & PPTs	5	05		05			
9.	Previous Examination Papers/ Question Bank	5	05		05			
10.	IA	5	05		05			
							Facing sheet details	CIE
							Marks Entry & Signature	Module Test
							Assignments / Seminar	CIE
11.	Internal Assessment Question Papers with Scheme & Solution	5	05		05			
12.	Remedial/Tutorial Classes conducted, if applicable	5	05		05			
13.	Beyond Syllabus Activities/New Teaching Learning Initiatives if applicable	5	05		05			
14.	Course Attainment for all batches	5	05		05			
15.	ERP software entries	5	05		05			
							IA marks of all tests & Assignment / Seminar	
	Attendance as on last working day							
TOTAL POINTS		50	45		45			

* Points for Compliance: Full Compliance = MAX Points; Partial Compliance = Half of Max.; Non-Compliance = 0; Not-Applicable = NA

Average % for all courses handled =

$$\frac{90}{100} = \frac{90}{100} = 90$$

Verified by

Signature: *S. R.*
Name: SUTIL R
Department: Civil

N. H. B. M.
Signature of Faculty

Quality Assurance Report – IV

(Version: 1.1. 2018-19)


PERSONAL FILE

Name of the Staff	:	NISHCHITHA KM
Designation	:	Assistant Professor
Department	:	Mechanical Engg.

Sl. No.	CONTENTS	Max. Points	Points* awarded	Remarks	
1.	Updated Bio-data	5			
2.	Photocopy of	SSLC, Degree Marks Cards and certificates of all qualifications			
3.		Professional Certificates, if any			
4.		Skill Up gradation Certificates (for Technical Staff Only)			
5.	Experience Certificates (Outside BGSIT, if any)	5	05		
6.	Membership in Professional Bodies	5	05		
7.	Workload Assigned	Teaching (2.5)			
		Other Non-Academic workload (2.5)			
8.	Time Table (Not Applicable to Administrators)	Even distribution of slots in all Hours (at least 1 hour in all slots)			
9.	Organizing or Attending Workshops/FDP/Training/ Summit /Seminar (Consider only 2018 – 19)	Duration (days)			
		Attending	One or Two		Three or more
		In-house	1		2
		Outside	3		5
	Organizing	3	5		
10.	Conference Details till date (at least one for each year of service)	Ratio of Number of Conferences Organized / Publication of Paper in Conference to Number of years of service *10			
11.	Journal Publications of previous Years (at least one for each year of service)	Ratio of Number of papers published to Number of years of service *10			
12.	Paper publication of current semester (Web of Science & Scopus indexed journal only)	Submitted (3)			
		Accepted & Published (5)			
13.	Invited / Technical talk	Organized / Delivered / Attended (Min. one in each semester)			
14.	Proposals to funding agencies	Submitted / Sanctioned			
15.	Consultancy work and Outreach (If opted) (Minimum 1 activity per sem)	5	-		
16.	Committees Membership (College/ Department Level)	Proof of formation			
		Ratio of number of meetings attended to Number of meetings held * 5		05	
		Feedback from Coordinator/HOD/Principal		05	
17.	Additional Duties & Responsibilities assigned (if applicable)	5	05		
18.	Counseling / Mentoring of needy students	5	05		
TOTAL POINTS		100	52		

*Points for Compliance: Full Compliance = MAX Points; Partial Compliance = Half of Max.; Non-Compliance = 0; Not-Applicable = NA

Average % = $\frac{52}{100} = 52\%$

Verified by
Signature: 
Name: SUHIL R
Department: Civil


Signature of Faculty




||Jai Sri Gurudev||
BGS INSTITUTE OF TECHNOLOGY
BG Nagara -571448, Nagamangala Taluk

ACADEMIC AUDIT for the Academic year --- 2018-19 (ODD/EVEN) ✓	
Name of the Faculty with Designation	NISHCHITHA KM, Asst Professor
Course Name with code	Product Lifecycle Management


Sl. No.	Contents	Semester	
		Theory	Lab
1	Faculty profile		
2	Vision and Mission of the Institute, Department, PEOs, PSOs, POs	✓	
3	Calendar of Events (University, Institute and Department)	✓	
4	Timetable (Class and Individual)	✓	
5	Syllabus copy, CO - PO - PSO Mapping (with justification)	✓	
6	Lesson Plan	✓	
7	Previous Year University QPs & Question Bank	✓	
8	Notes	✓	
9	Assignments	✓	
10	Assessment Tools & procedure for assessment of COs (IA Test, Assignment, Quizzes, SEE)	✓	
11	Innovative teaching methods	✓	
12	List of slow learners & remedial classes	✓	
13	Procter Details (for allotted students)	✓	
14	Report of guest lectures for the course if any	✓	
15	Feedback report	✓	
16	Course End Survey	✓	
17	CO attainment	✓	
18	Result Analysis	✓	
19	PO / PSO attainment	✓	
20	Review of attainment (course attainment)	✓	


Faculty


Internal Auditor




HOD


External Auditor
Coordinator -IQAC
BGS INSTITUTE OF TECHNOLOGY
B G. Nagara -571 448



||Jai Sri Gurudev||

BGS Institute of Technology
Department of Mechanical Engineering

Academic year 2018-19 (EVEN)

Name of the Faculty with Designation	NISHCHITHA K.M., Assistant Professor.
Course Name with code	Product Life Cycle Management (15ME835)

Feed Back Report										No. of Students participated= 45		
Feedback Questions	Q1	Q2	Q3	Q4	Q5	Q6	Q7	Q8	Q9	Q10		
Av. Rating	9	8	7	10	9	8	10	9	7	8	Overall Feedback	
										8.5		

PO / PSO Mapping														
PO/PSO	PO1	PO2	PO3	PO4	PO5	PO6	PO7	PO8	PO9	PO10	PO11	PO12	PSO1	PSO2
Av. Mapping	2	-	-	-	-	3	-	-	-	3	-	-	3	2

Course End Survey					
CO's	CO1	CO2	CO3	CO4	CO5
Av. Rating	2.81	2.73	2.59	3.00	2.84

CO Attainment					
CO's	CO1	CO2	CO3	CO4	CO5
Attainment	1.07	1.06	1.05	1.09	1.07

PO / PSO Attainment														
PO/PSO	PO1	PO2	PO3	PO4	PO5	PO6	PO7	PO8	PO9	PO10	PO11	PO12	PSO1	PSO2
Attainment	0.71	-	-	-	-	1.07	-	-	-	1.40	-	-	1.06	1.77

Analysis Of CO, PO PSO Attainment

to improve towards Engineering Knowledge Needs to conduct Extra. classes.



|| Jai Sri Gurudev ||

BGS Institute of Technology
Department of Mechanical Engineering

Result Analysis CIE				
	Test-1	Test-2	Test-3	IA (20)
23-30 (More than 75%)	06	12	18	16-20
12-22 (40% to 75%)	33	21	26	8-15
0-11 (less than 40%)	01	12	01	0-7
Total no. of students	45	45	45	45

Action taken for Slow learners:

Test-1: Counseled the student given extra attention.

Test-2: ~~Cond~~ Remedi classes are conducted.

Result Analysis SEE						
Course name with Code	Total Appeared	FCD	FC	SC	Pass %	Failed
PLM 15ME835	45				100%	00
Remarks	Results were Satisfactory					

Faculty

[Signature]

[Signature]
HOD